

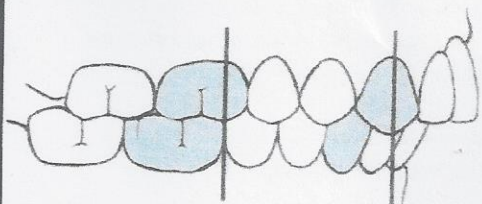
**Normal (Ideal) Occlusion**

Molar relationship: mesiobuccal cusp of maxillary first permanent molar occludes with the buccal groove of the mandibular first permanent molar.

**Malocclusion**

Class I: Neutroclusion.

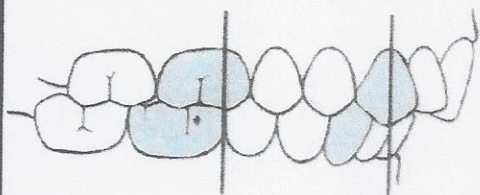
Molar relationship: same as Normal, with malposition of individual teeth or groups of teeth.



Class II: Distocclusion.

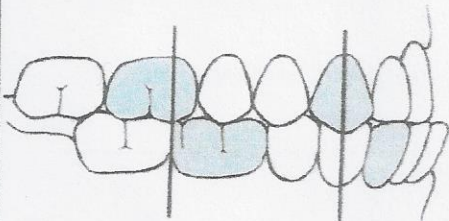
Molar relationship: buccal groove of the mandibular first permanent molar is distal to the mesiobuccal cusp of the maxillary first permanent molar by at least the width of a premolar.

Division 1: mandible is retruded and all maxillary incisors are protruded.



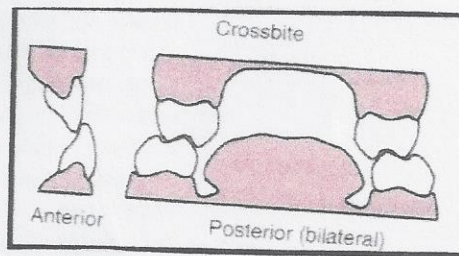
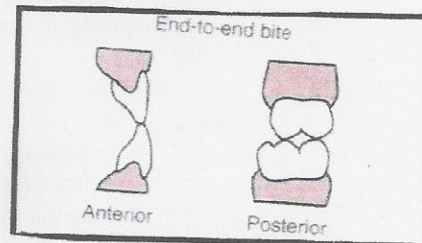
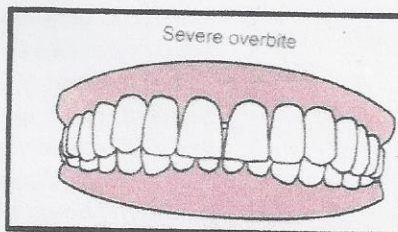
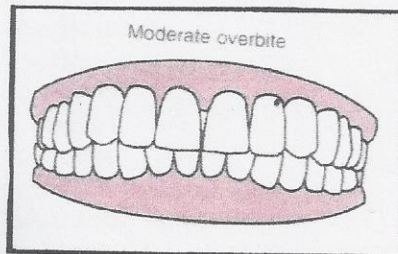
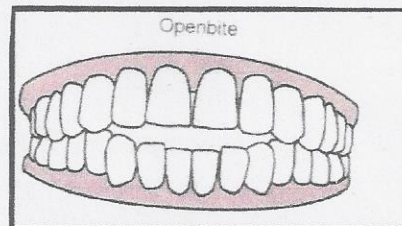

Class II: Distocclusion.

Division 2: mandible is retruded and one or more maxillary incisors are retruded.



Class III: Mesiocclusion.

Molar relationship: buccal groove of the mandibular first permanent molar is mesial to the mesiobuccal cusp of the maxillary first permanent molar by at least the width of a premolar.



**Overjet**  
\*measure w/ probe

